

Please complete the following activities and email any evidence of you completing the tasks to the following email address - year1@lostockhallcps.co.uk

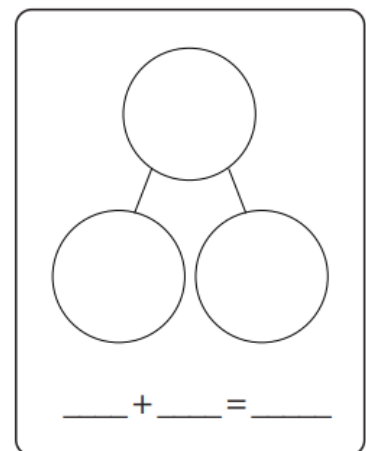
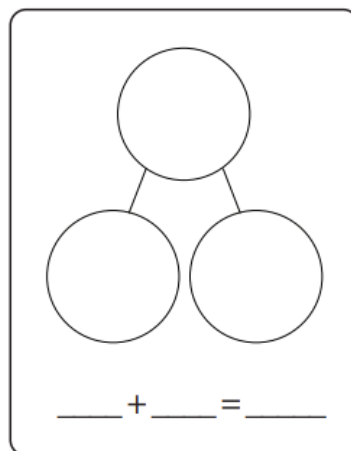

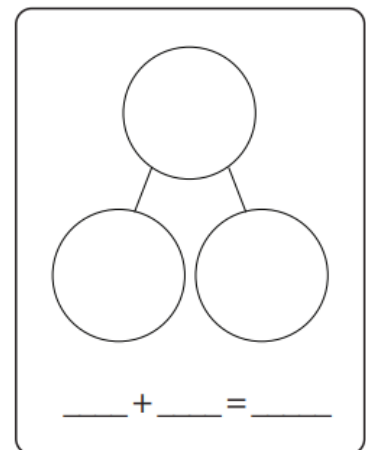
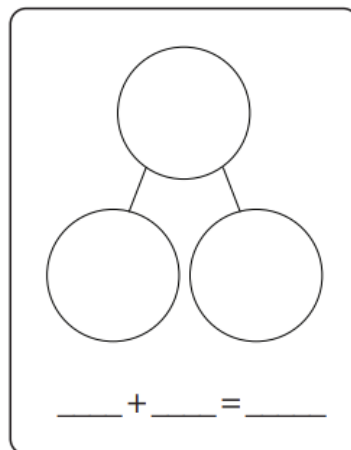

Maths

Please look through the attached PowerPoint presentation relating to adding together. Then complete the following activity using practical resources. Please take pictures of yourself completing this activity and email it to the Year 1 email account.

1. Have 2 different objects and show them in 2 groups. (no more than 10 object in total)
2. Fill in the part-whole models
3. Write a number sentence to represent the additions you have made.

Add together

Part-whole models



PSHE

Look at the PowerPoint presentation relating to what bullying is. Talk about how bullying isn't just a one-off event and is something that happens several times on a purpose.

Make a poster highlighting anti-bullying.

Science

Look at the pictures of the different objects and sort them into the different groups. These groups are the materials that they are made from e.g. wooden spoon is made from wood).



Sorting materials

wood

plastic

glass

metal

